

Cookie Booth Theater

Put on a show with the Flower Friends to practice talking to your cookie customers!

Materials:

- Scissors
- Tape
- 11 ice pop sticks or wooden craft sticks
- Print pages 4 and 5 in landscape mode on paper or card stock (8.5 by 11)
- Crayons or markers

Instructions: FLOWER FRIENDS

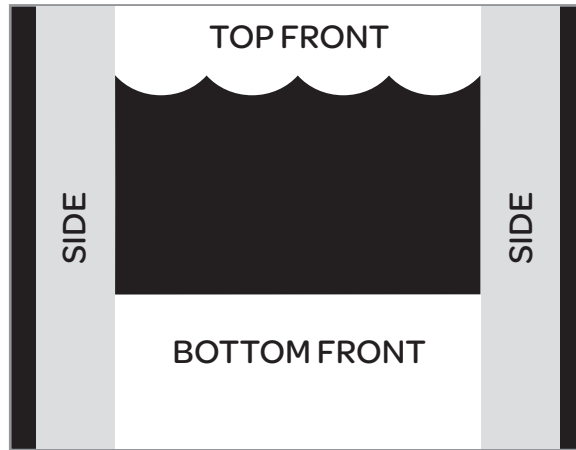
- 1 Print page 4 with Flower Friend art.
- 2 Cut out the circles for Daisy and her Flower Friends.
- 3 Tape one flower on each stick.



Instructions: COOKIE BOOTH

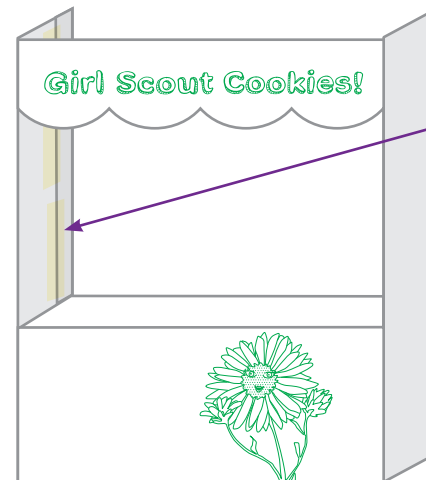

1 Print page 5 with the cookie booth art.

2 Use your crayons or markers to color and add fun stuff to the front and sides of your booth before you put it together.



4 Fold along blue dotted lines.

3 Have an adult help you cut on the solid lines (shown in pink).



5 Tape long folded edges to booth sides and back of table.

Practice Selling Cookies

You have 10 Flower Friends plus Daisy. Pretend some are cookie sellers (like you!), and the others will be your cookie customers. Use the script below to get started, or you can make up your own!

COOKIE SELLER: Hi! My name is [add your favorite Flower Friend name here] _____. I'm selling Girl Scout Cookies. Would you like to buy some?

CUSTOMER: They sure look good! There are so many, I can't decide. What kind do you like?

COOKIE SELLER: I like them all! If you like chocolate, the Thin Mints are great! Or, if you like _____ [peanut butter, coconut, raisins, etc.] then you would like _____ [say name of cookie that fits best].

CUSTOMER: How much are they?

COOKIE SELLER: They only cost [fill in the price] _____ a box.

CUSTOMER: What do you use this cookie money for?

COOKIE SELLER: Our troop voted! We're going to use our cookie money to [fill in how your troop is using the

money] _____.

CUSTOMER: I'm not hungry right now. I just had lunch.

COOKIE SELLER: Maybe you can buy some for a friend or someone in your family. You can surprise them with cookies! Or you can buy some to donate. Our troop is donating to _____.

CUSTOMER: I'll take 3 boxes! All I have is a \$20 bill. Can you give me change?

COOKIE SELLER: Sure! That will be [fill in how much money to give back] _____.

CUSTOMER: Wow, you're really good at selling cookies! What have you learned from your cookie sale?

COOKIE SELLER: I learned how to count money and make change. I also learned how to talk to people.


CUSTOMER: Keep up the good work!

COOKIE SELLER: We will! And thank YOU for buying cookies! You're helping us do some great things like _____.



Girl Scout Cookies!

Tape to upright to make it stronger



CUT &

FOLD ON
DOTTED
LINES

POKE HOLE AND THEN CUT ON SOLID LINES &

Table back

Table top

CUT &
TO
DOTTED
LINE

CUT &
TO
DOTTED
LINE

Tape to back of table

Left side

Tape to back of table

Right side

Tape to upright to make it stronger