




*Incita a nuestras niñas a “decorar su stand de venta” con estas plantillas divertidas. Imprímelas en cartulina, corta las formas y deja que las niñas añadan su toque personal con colores vivos e ilustraciones, haciendo único su lugar de venta. Recuérdale a las niñas que siempre deben colorear el trefoil en verde, para que sus clientes reconozcan que ellas son parte de Girl Scouts.*



*Encourage girls to “bling their cookie booth” with these fun stencils! Print on cardstock, cut out the shapes, and have girls add their personal touch with bold colors and illustrations, making their cookie booth one of a kind. Encourage girls to make their trefoils green to connect back to our brand.*



*Encourage girls to “bling their cookie booth” with these fun stencils! Print on cardstock, cut out the shapes, and have girls add their personal touch with bold colors and illustrations, making their cookie booth one of a kind. Encourage girls to make their trefoils green to connect back to our brand.*

